

Panorama™


Show your Library's Impact on Academic Success

Panorama's robust library analytic dashboards provide deep insights into collections and services and integrates student outcome data to correlate academic success with library usage.

A Better Conversation Starts Here.

Panorama is a next-generation analytics platform, combining data sets from different library and campus systems enabling insights that were not previously possible.

Spot usage trends and demonstrate the library's influence on student success with evidence-based information. Utilize clear and accurate data to aid in better interdepartmental conversations with faculty and institutional stakeholders.



Dive Deep into User Insights

Panorama covers a variety of data points including:

- ✔ Library Usage by Student GPA and Usage Type
- ✔ Student GPA by Program and Usage Metric
- ✔ Print Usage by Subject Area
- ✔ Print Usage including Loans, Check-ins, Renewals, Total Users, Average GPA
- ✔ Filtering Capabilities including: Patron Group, GPA, Semester, Degree Level, Specialization

Your Library's Data – Hard at Work

Utilize simple and visual dashboards to get a complete picture of your library influence.

● Correlate GPA with library usage

● Understand average GPA by programs

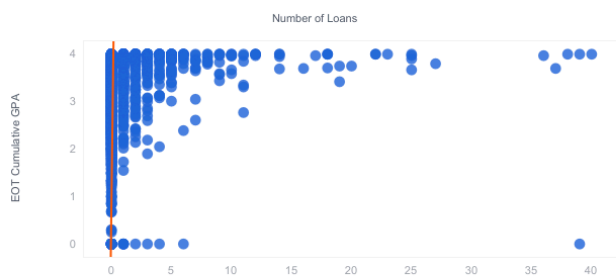
Student Outcomes

Patron Group: (All) GPA: (All) Semester: 2020 S2 Winter Degree Level: (All) Specialization: (All) Info

Refreshed on Feb 24, 2021 07:26 AM

LIBRARY USAGE VS STUDENT GPA

Hover over the dots to see the details



AVERAGE GPA BY PROGRAM

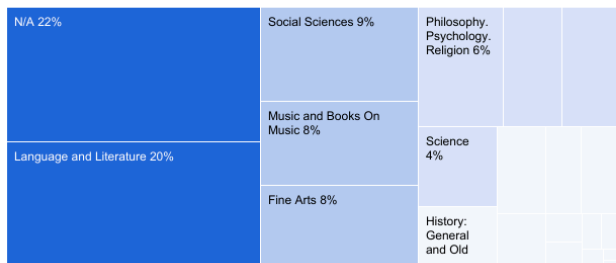
Scroll the list to see all programs

Program	Avg. Loans	Avg. Sessio...	Avg. Check...	Avg. Renew...	# of Students	Avg. GPA
BSBA	0.06	0.00	0.04	0.01	1,418	3.39
MS-UCOL	0.02	0.00	0.01	0.01	1,303	3.29
BA-SOC SCI	0.07	0.00	0.04	0.03	1,182	3.27
BS-NAT SCI	0.12	0.00	0.08	0.03	646	3.33
MA-UCOL	0.02	0.00	0.01	0.00	591	2.96
MSW-DEN	0.00	0.00	0.00	0.00	463	3.30
MSW	0.07	0.00	0.05	0.02	405	3.89
BA-ART/HUMAN	0.14	0.00	0.10	0.13	379	3.34
BA-INTS	0.14	0.00	0.11	0.05	351	3.47

SUBJECT AREA PREFERENCE

Select one of the modules to use it as a filter

0% 22%



WHAT IS THE MOST POPULAR TITLE FOR PATRONS WITH GOOD GRADES?

Scroll the list to see all titles

Title	# of Loans	# of Check-ins	# of Renewals	# of Students	Avg. GPA
(Post)critical methodologies : the...	1	0	0	1	4.00
...Lectures in America.	1	0	0	1	4.00
21 capricci per clarinetto = 21 ca...	1	1	0	1	4.00
21 pezzi per clarinetto = 21 orce...	1	1	0	1	4.00
3 summers /	1	1	0	1	4.00
40 songs, for voice and piano.	1	0	0	1	4.00
45 arias from operas and oratori...	1	0	0	1	4.00
A Chinaman's chance : the Chin...	1	0	0	1	4.00
A basic guide to the Prado /	1	1	0	1	4.00

● See popular titles or users with high GPAs



“To help demonstrate the value of library services’ impact on student success and contribution to the academic institution, library staff need to draw on evidence-based data. This platform will provide the ability to streamline data and leverage this information to prove our impact on the academic community.”

Michael Levine-Clark, University of Denver

